



Enerdrive

DRIVING YOUR ENERGY NEEDS

ePOWER B-TEC

LiFePO4 12v 100Ah, 125Ah & 200Ah Lithium Battery

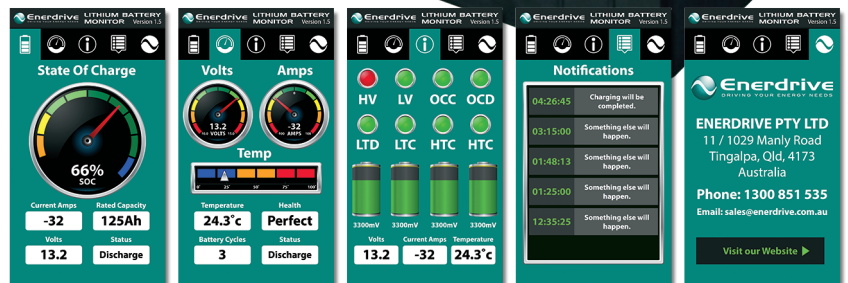
Enerdrive are proud to introduce the new ePOWER B-TEC Lithium Battery range with Smart Phone Monitoring Technology.

Available in 12v, 100Ah, 125Ah & 200Ah capacities including Smart Phone battery monitoring. The ePOWER B-TEC is designed and intended for use in deep cycle applications where a single battery is required that meets the amp hour capacity.

Smart Phone Monitoring System

The Enerdrive ePOWER B-TEC battery incorporates wireless Smart Phone Monitoring Technology. By downloading the Android™ or Apple® app to your smart phone or tablet device, you can monitor the following information;

- Battery Capacity
- Battery Voltage
- Battery Current (Amps)
- Battery State of Charge (SOC)
- Battery State of Health (SOH)
- Battery Status
- Individual Cell Voltage
- Battery Temperature
- Battery Cycles
- Battery Alarms
- Battery Event Information



Enerdrive
DRIVING YOUR ENERGY NEEDS

P.O. Box 9159, Wynnum Plaza, Qld. 4178
Ph: 1300 851 535 | Fax: 07 3390 6911
Email: sales@enerdrive.com.au
www.enerdrive.com.au

Specifications

Enerdrive B-TEC 12v Lithium Battery Technical Data			
Normal Specification	EPL-100BT-12V	EPL-125BT-12V	EPL-200BT-12V
Nominal Voltage	12.8V		
Nominal Capacity	100Ah	125Ah	200Ah
Cycle Life (DOD - 80% under controlled conditions)	≥2000 Cycles		
Standard Charge Specification (Lithium profile charger required)			
Battery Charge Temperature	0 - 45°C		
Normal Charge Voltage CV/CC*	14.40 - 14.60V		
Standby (Float) Voltage	13.50 - 13.80V		
Maximum Charge Current	60A @ 25°C for 30mins	80A @ 25°C for 30mins	150A @ 25°C for 30mins
Recommended Charge Current for Maximum Life	≤33A	≤40A	≤60A
Standard Discharge Specification			
Battery Discharge Temperature	-20 - 60°C		
Battery Output Voltage Range	11.00 - 14.60V		
Maximum Discharge Current	100A @ 25°C ±5°C for 30mins		200A @ 25°C ±5°C for 30mins
Pulse Discharge Current	450A for 1.0s		
Discharge Cut-off Voltage	≤11.20V		
Circuit Protection			
The battery is supplied with a LiFePO4 Battery Management System (BMS) that can monitor and optimize each single prismatic cell during charge & discharge, to protect the battery pack from overcharge, over discharge & short circuit. Overall, the BMS helps to ensure safe and accurate operation of the battery.			
Over-Charge Protection			
Over-charge Protection Per Cell	3.90V ± 0.03V		
Over-charge Release Per Cell	3.60V ± 0.05V		
Over-charge Release Method	Discharge below release voltage		
Over-Discharge Protection			
Over-discharge Protection Per Cell	2.80V ± 0.05V		
Over-discharge Release Per Cell	3.20V ± 0.05V		
Over-discharge Release Method	Apply Charge/Voltage ≥12.8v		
Over Current Protection			
Discharge Over Current	110A for 30s – 450A for 1s		220A for 30s – 450A for 1s
Protection Reset Time	5s Auto Release		
Over Current Release Method	Disconnect Load		
Over Temperature Protection			
Battery Discharge Over Temperature	Protection to 65°C ± 5°C		
	Release at 50°C ± 5°C		
Battery Charge Over Temperature	Protection to 55°C ± 5°C		
	Release at 45°C ± 5°C		
Short Circuit Protection	Auto release after 5s		
Mechanical Characteristics			
Dimensions	Length 318mm		485mm
	Width 165mm		170mm
	Height 215mm		245mm
Weight	Approx 12.6 Kg	Approx 15.0 Kg	Approx 25.0 Kg
Storage Information			
Temperature & Humidity Range	≤30 days -20°C to 35°C, 45 to 75% RH		
	≥30 days -10°C to 30°C, 45 to 75% RH		
Self-discharge Rate	≤3%Per Month		

* CV/CC, Constant Voltage – Constant Current Lithium Charge Profile

Battery Management System

The battery is also equipped with an internal LiFePO4 Battery Management System (BMS) that can monitor and optimize each Prismatic cell within the battery during normal operation. It will protect the battery pack from over charge, over discharge, over temperature & short circuit. The BMS helps to ensure safe and accurate operation of the battery.

Size & Weight Savings

Lithium v AGM Capacities;

100Ah Lithium = 160Ah AGM / 125Ah Lithium = 200Ah AGM / 200Ah Lithium = 360Ah AGM
(Based on standard depth of discharge for both Lithium (80%) and AGM (50%).

The ePOWER B-TEC battery provides 60% more usable power than its equivalent lead acid cousin and being nearly 50% lighter and 30% smaller makes for a superior alternative.

The ePOWER B-TEC battery is perfect for camper trailers, 4WD's (AUX battery), caravans, small water craft, low power communication sites or any other application that requires the use of a single deep cycle battery that meets the amp hour capacity.

With over 5 years of researching, designing and testing lithium batteries and the associated charging systems, Enerdrive are at the forefront of lithium battery systems in Australia. Enerdrive are the only Australian company that can supply a fully integrated self-branded energy system to suit your setup.

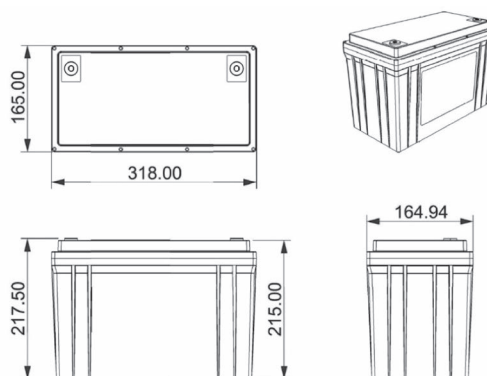
With over 1200 complete systems in operation Australia wide, Enerdrive is regarded as the leader in the field of lithium batteries and energy systems for Mobile, Marine and Remote applications.

PLEASE NOTE; The ePOWER B-TEC battery is not designed to parallel connect extra batteries to increase the overall capacity. This is due to the internal management system (BMS) which does not have the ability of physical connection to a second B-TEC BMS system for balancing of the cells between each battery.

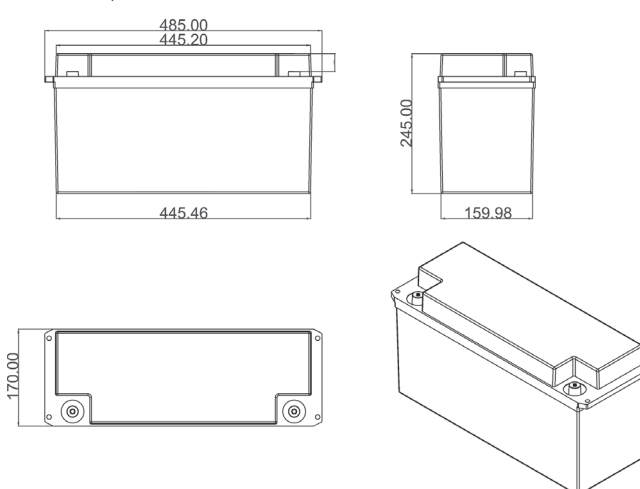
If you are requiring a battery system larger than the ePOWER B-TEC 100Ah, 125Ah or 200Ah battery, please visit www.enerdrive.com.au and look at the Enerdrive Lithium Power Pack Systems which can offer this level of cell balancing protection.

Battery Dimensions:

100Ah & 125Ah Batteries



200Ah Battery



ePOWER B-TEC Lithium Batteries are only available from your nearest Enerdrive dealer. Find your local dealer by visiting: www.enerdrive.com.au/where-to-buy-enerdrive-products/

Manual

