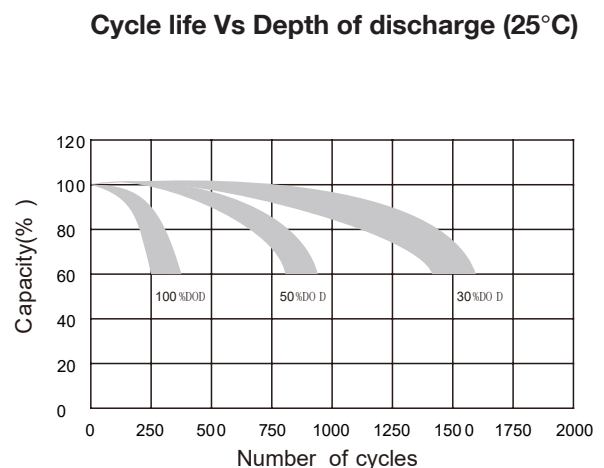
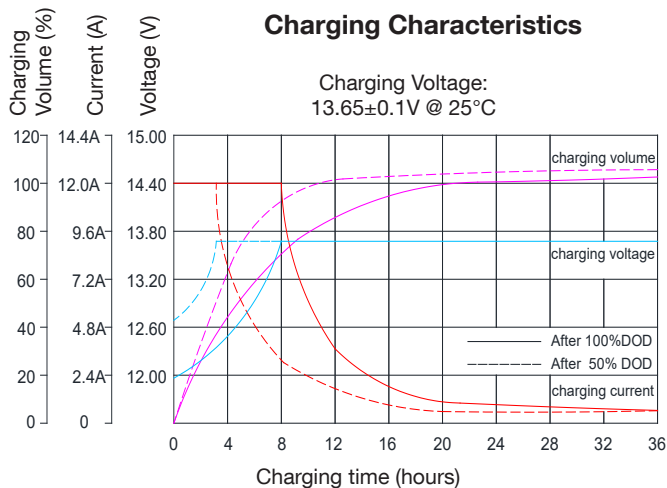


CHARACTERISTICS		
Nominal Voltage	12V	
Nominal Capacity (20 hour rate)	120Ah	
Capacity 25°C	10 hour rate (11A)	110Ah
	5 hour rate (20.4A)	102Ah
	1 hour rate (72A)	72Ah
Internal Resistance	Full Charged Battery 25°C	≤4.5mΩ
Capacity affected by Temperature (10 hour)	40°C	102%
	25°C	100%
	0°C	85%
	-15°C	65%
Self-Discharge 25°C Capacity	after 3 month storage	90%
	after 6 month storage	80%
	after 12 month storage	62%
Charge (Constant Voltage) 25°C	Float	Initial Charging Current Less than 24A Voltage 13.6-13.8V
	Cycle	Initial Charging Current Less than 24A Voltage 14.4-14.9V

PACKAGING		
Battery Dimensions	Length	328mm
	Width	171mm
	Height	214mm
	Total Height	218mm
Quantity Per Box	1 PC per box	
Net weight Per Box	32.39kg	
Gross Weight	32.89kg	

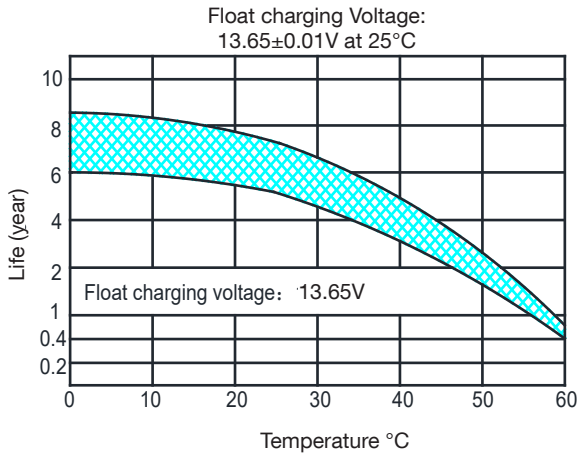
Discharge Constant Current per Cell (Amperes at 25°C)						
Time F.V/cell	30min	1h	2h	5h	10h	20h
1.60V	98.6	74.6	42.3	21.3	11.9	6.6
1.65V	96.8	73.9	41.5	21.0	11.7	6.48
1.70V	95.0	73.1	40.8	20.8	11.4	6.36
1.75V	93.2	72.8	40.0	20.6	11.2	6.24
1.80V	89.6	72	38.4	20.4	11.0	6.00

PERFORMANCE CHARACTERISTICS

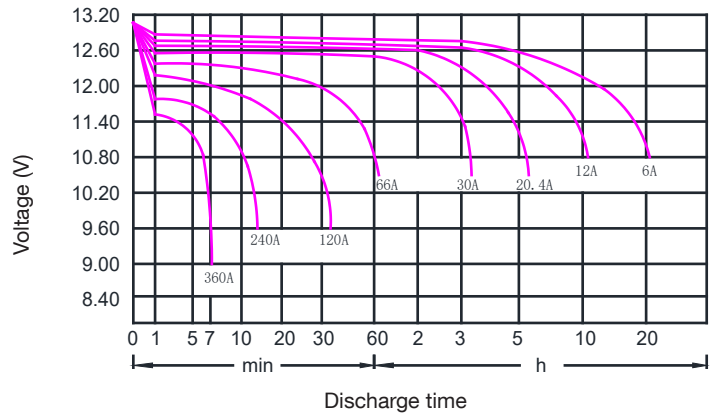


PERFORMANCE CHARACTERISTICS

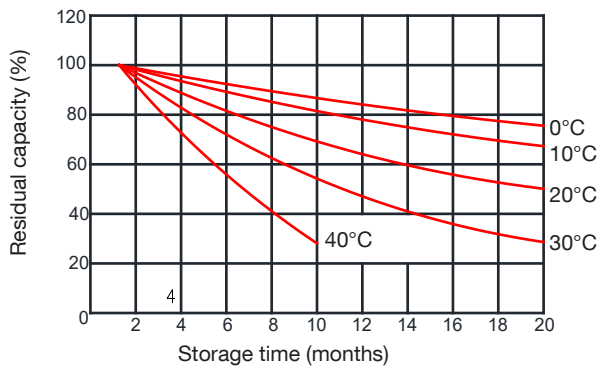
Temperature effect on designed float life



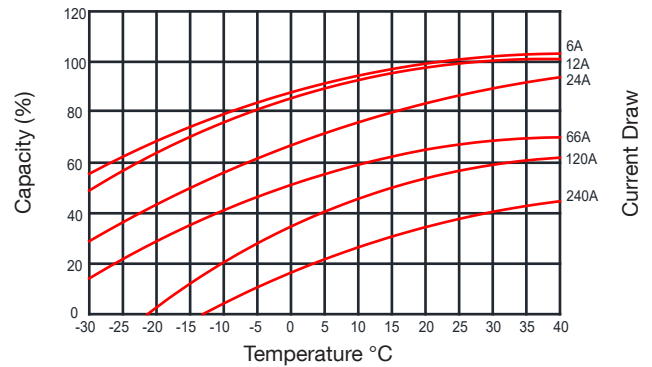
Discharge characteristics (25°C)



Temperature effect on battery self-discharge



Temperature effect on capacity



BATTERY CONSTRUCTION

Component	Positive plate	Negative plate	Container	Cover	Safety valve	Terminal	Separator	Electrolyte
Raw material	Lead dioxide	Lead	ABS	ABS	Si-Rubber	Copper	Fiberglass	Sulfuric acid

Note: The above data are average values, and can be obtained within 3 charge/discharge cycles. These are not minimum values. Cell and battery designs/specifications are subject to modification without notice. Contact R&J for the latest information.



Battery Direct NZ Ltd
 PO Box 907 Whangaparaoa Auckland 0943
 0800 12volt 0800 128658
 sales@batterydirect.co.nz batterydirect.co.nz